


AREA Light

- Energy saving
- Weather resistance
- Reliability
- Intelligent control



Patent protection

AREA75W-240W



AREA Light

Application places

GTL Lighting(Shen Zhen)Co.,Ltd.



Factory



Warehouse



High Ceiling



Public Area

<http://www.gtlighting.com/>

Energy saving



Weather resistance



Reliability



Intelligent control



GTL Lighting(Shen Zhen)Co.,Ltd.



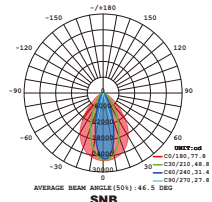
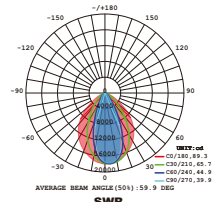
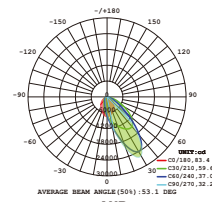
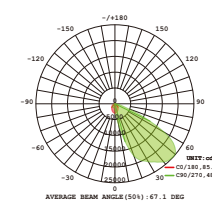
Spec

- * 75/100/150/200/240W
- * 4000K/5000K/5700K
- * 10500-33600lm
- * 140lm/W
- * On/Off (0-10V)
- * CRI >70
- * No flicker
- * SDCM <5
- * Surge 4KV/6KV
- * 50,000 hrs @ Ta45°C
- * IP66, IK10
- * Bracket Mount

- * ETL,CE, CB, C-TICK,ROHS
- * 5years warranty





- Unique Strip stereoscopic lens, it's much easy and convenient to design the customized efficacy.
- The one-piece hollowed-out module design with two rows of hollowness which can increase the air Cross-ventilation with better heat dissipates.
- Single and double module part assembly available.
- Toggle clip design, tools free to open the power supply which is easy and convenient.
- Can support various smart lighting control systems like daylight harvesting or Microwave sensor.


Power	75W	100W	150W	200W	240W
Size (mm)	331*374*50			441*374*50	
Lumen(lm)	10500lm	14000lm	21000lm	28000lm	33600lm
EFF (lm/w)	140lm/W				
Beam Angle	SWB/SNB/AWB/ANB				



<http://www.gttlighting.com/>

GTL Lighting(Shen Zhen)Co.,Ltd.

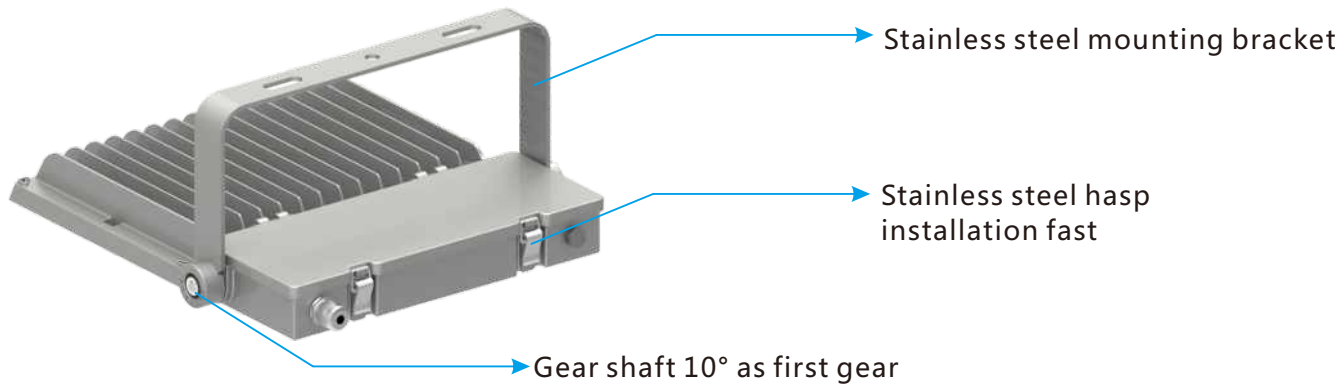
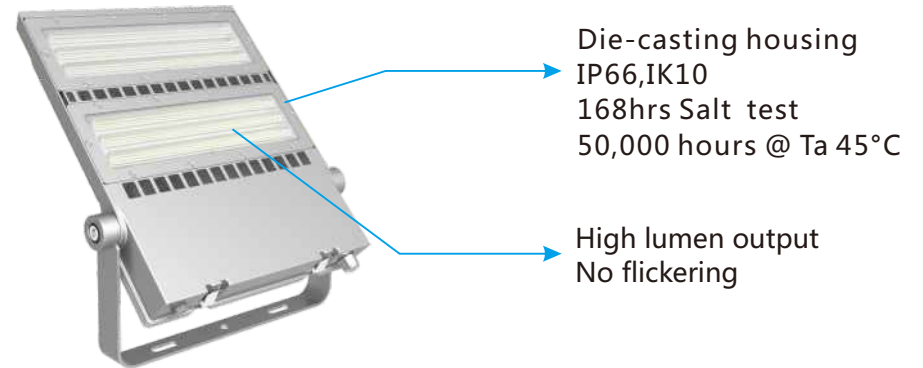

AREA
75/100/150W



AREA
200/240W



	AREA-75W	AREA-100W	AREA-150W	AREA-200W	AREA-240W	
Power	75W	100W	150W	200W	240W	
Input Voltage	90-305VAC					
Input Current	0.34A@220VAC	0.45A@220VAC	0.68A@220VAC	0.91A@220VAC	1.10A@220VAC	
PF	>0.90@220VAC					
DC output voltage	48V					
DC output current	1.4A	1.9A	2.9A	3.9A	4.65A	
Dimming (Optional)	3 in 1 dimming (PWM, 0-10V, Resistor)、Dali					
CCT	4000K、5000K、5700K、3000K					
Ra>80 5000K	Luminous Flux	9750 Lm±10%	13000 Lm±10%	19500 Lm±10%	26000 Lm±10%	31200 Lm±10%
	Efficiency	130Lm/W±10%				
Ra>70 5000K	Luminous Flux	10500 Lm±10%	14000 Lm±10%	21000Lm±10%	28000 Lm±10%	33600Lm±10%
	Efficiency	140Lm/W±10%				
LED Brand	Nichia 3030					
Beam Angle	Asymmetric and symmetric light					
Operation Temp	-40°C ~ +45°C					
Storage Temp	-40°C ~ +85°C					
Life Span	45°C 50000Hours					
IP Class	IP66					
IK Class	IK10					
Certificate	ETL,CE, CB, C-TICK ,ROHS					
Lamp Body Color	Gray (optional for RAL9007)					
Product Size (mm)	331*374*50			441*374*50		
Net weight (kg) ±0.1	4.58	4.63	4.76	6.37		
Packing Size (mm)	430*370*76			500*415*76		
Grossweight (kg)±0.1	4.98	5.03	5.16	6.84		
Total Size (mm) (4/2pcs)	445*328*390			520*170*440		
Total weight (4/2pcs) ±0.2	20.68	20.88	21.4	14.43		
Installation mode	Bracket Mount					

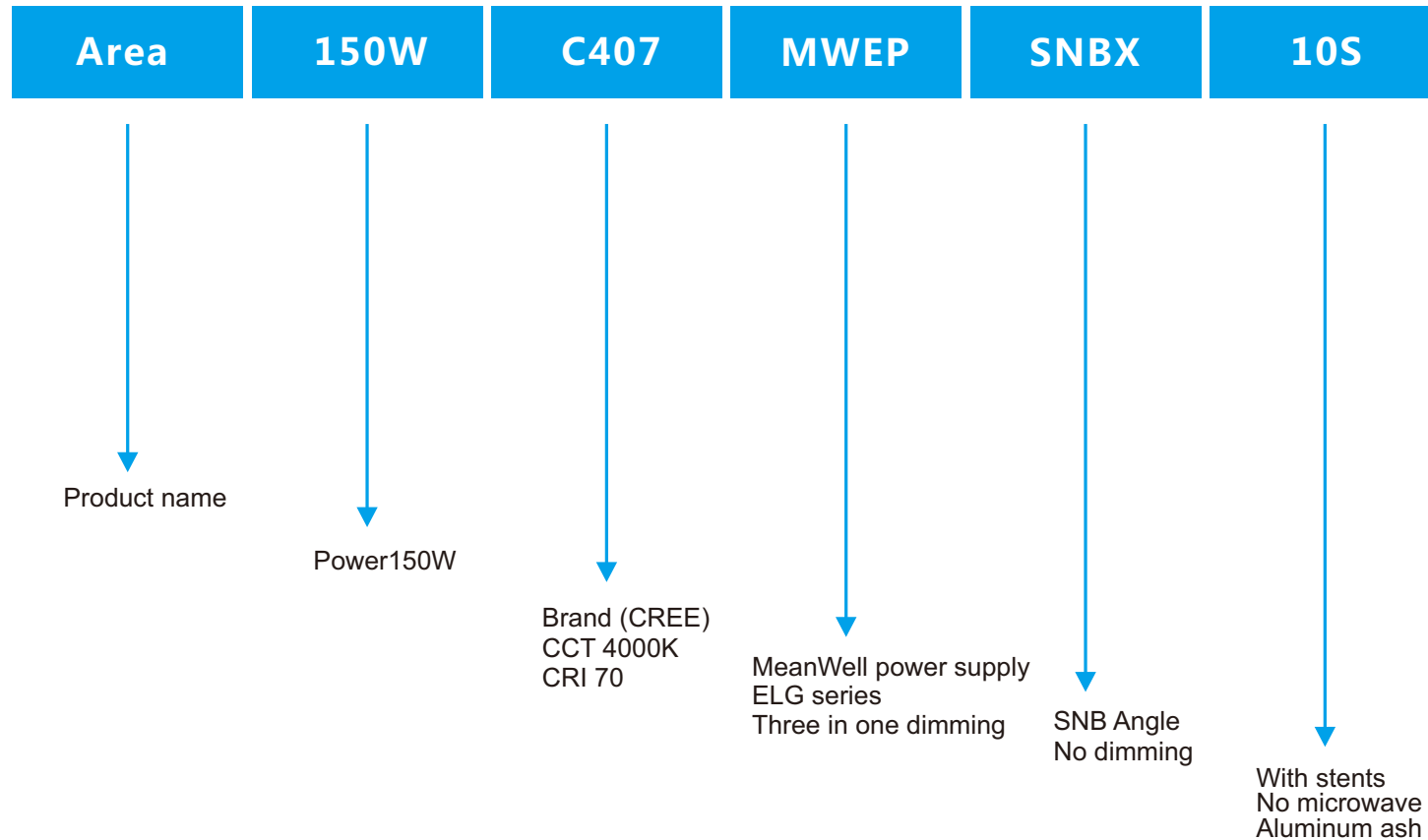


Configuration							
product name	Product category	Power	CRI	CCT	Distribution	Control	SPD
AREA	AREA Light	60*/75/80*/100W	>70	3000/ 4000K	symmetric	ON/OFF	No
		120*/150W	>80	5000/ 5700K	Asymmetric	PWM/0-10V/ Resistor	
		200/240W	>90	6500K		DALI/ Optical device*	

"*" Able to be customized, and please contact PM directly

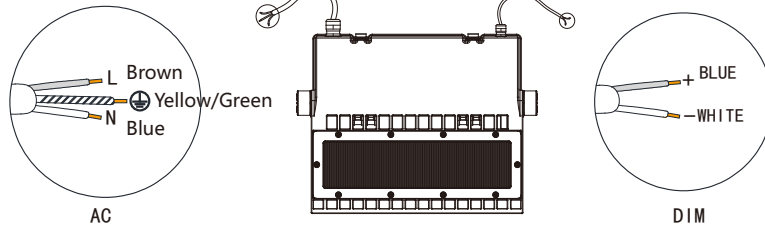
Customizable table				
	Current	Certification Available	Possibility	Note
Power	75/100/150/ 200/240W	Yes	60/80/120W	The custom code
CCT	3000/4000/5000/ 5700/6500K	Yes		The luminous flux will change due to CCT
Beam Angle	symmetric Asymmetric	Yes	15°	New tooling is required
Control	ON/OFF/PWM/ 0-10V/Resistor/ DALI	Yes	Optical device	Product out look will be different

GTL Lighting(Shen Zhen)Co.,Ltd.

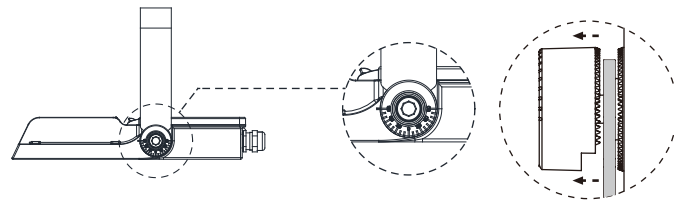


<http://www.gtlighting.com/>

Wiring diagram

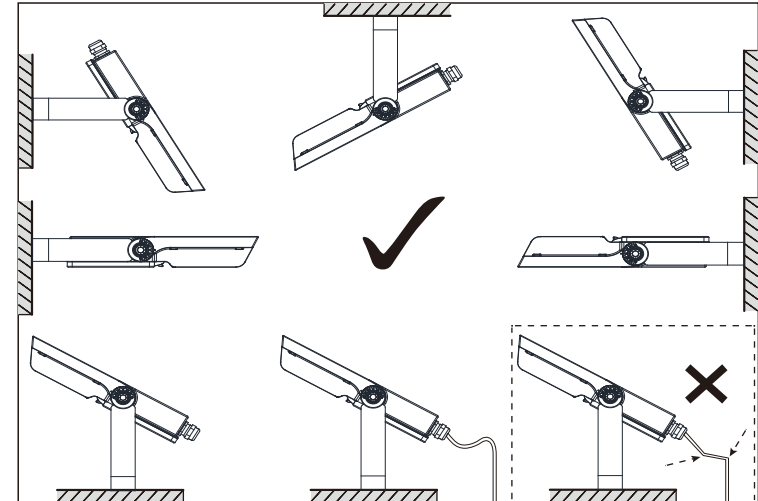
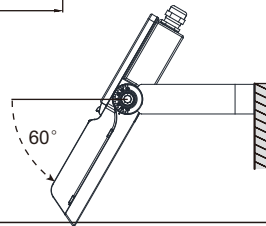
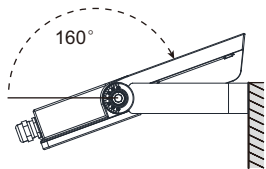
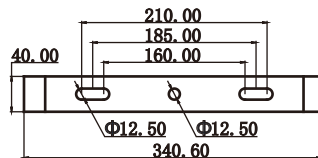


Bracket Mount



○ M10

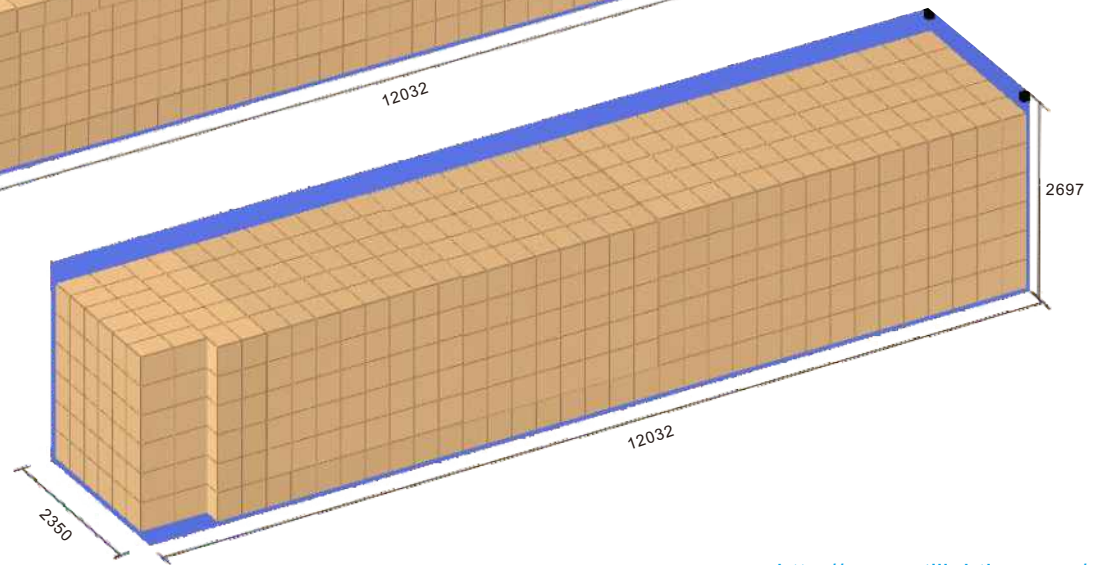
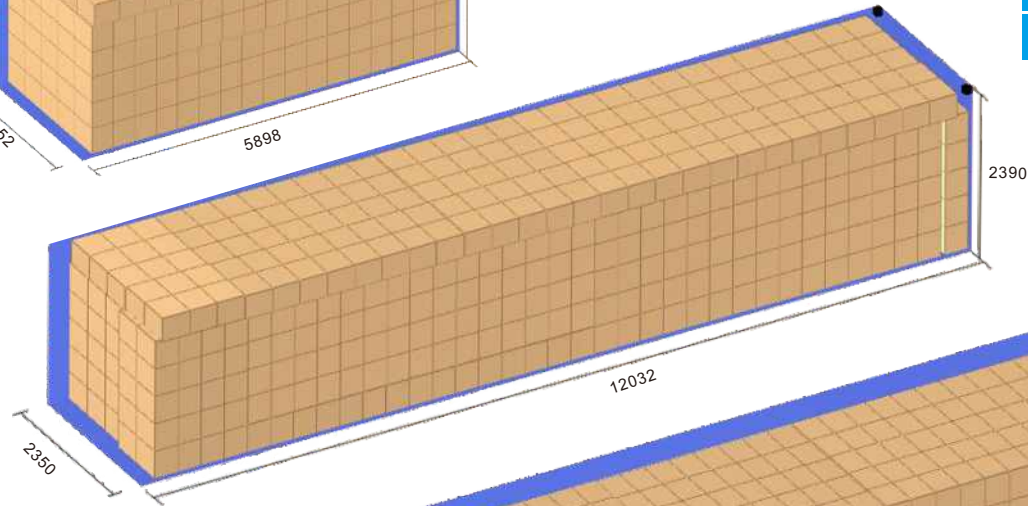
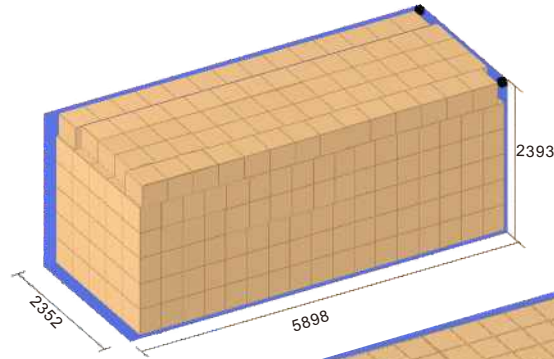
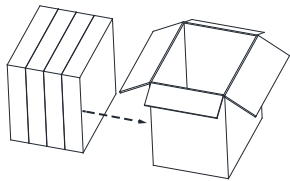
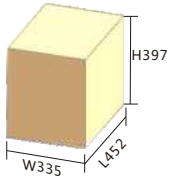
⚠ Never turn the bracket before the teeth of the lid are separated completely from the housing.



- Read through this manual before installation.
- Handle the product with care.
- The product must be grounded.
- This product must be installed and maintained by certified electrician.
- Consult with the manufacturer before maintenance.
- Turn OFF the power before installation and maintenance.
- Make sure the products are securely installed.
- The housing might become hot after operation.
- Primary use : high-bay luminaires for commercial and industrial buildings.
- Make sure the construction is strong enough to support the products.
- The product will automatically shut down once the temperature goes too high; and will automatically turn on once it cools down.
- The external flexible cable or cord of this luminaire cannot be replaced; if the cord is damaged, the luminaire shall be destroyed.

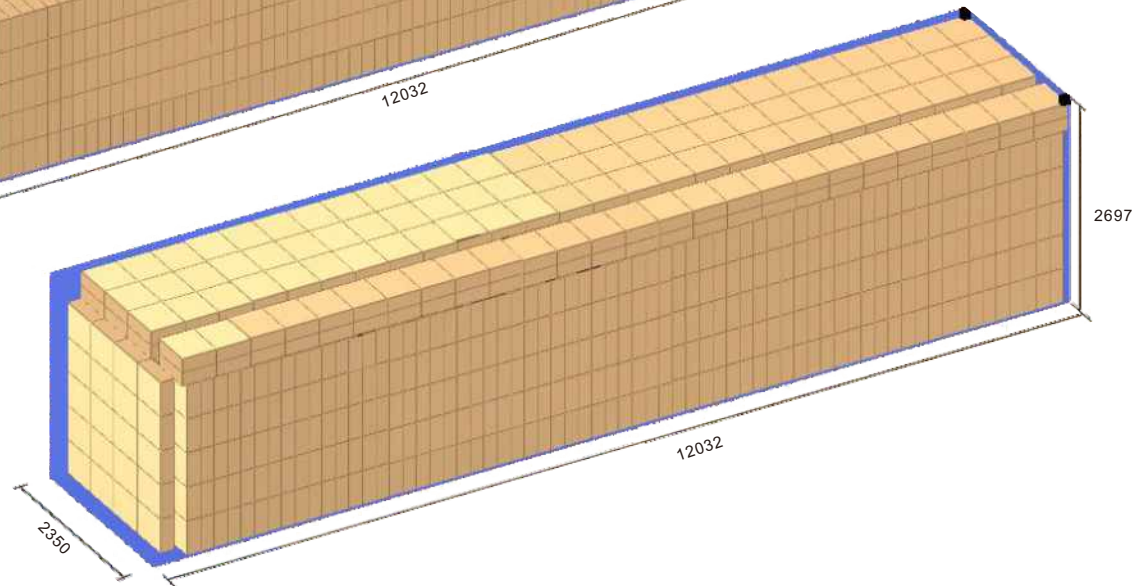
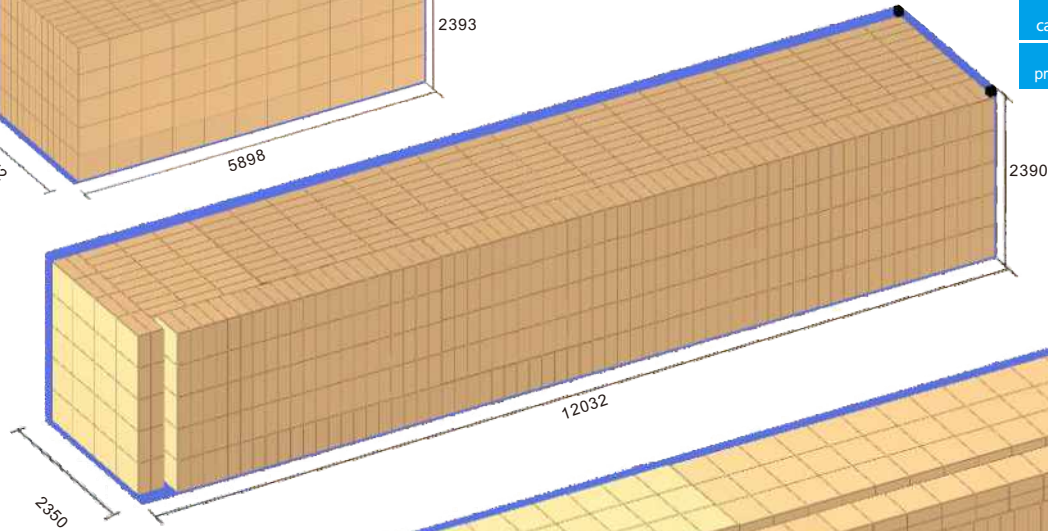
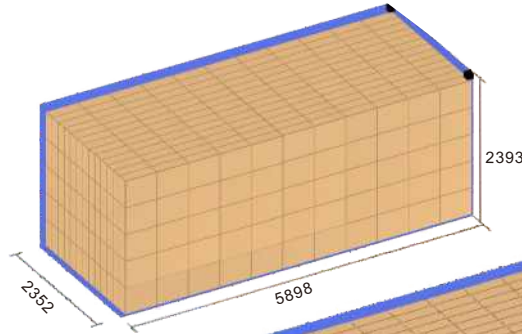
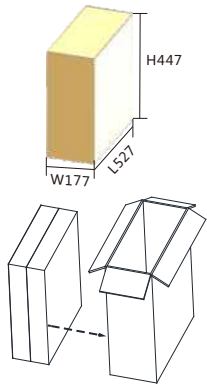


Unit : mm



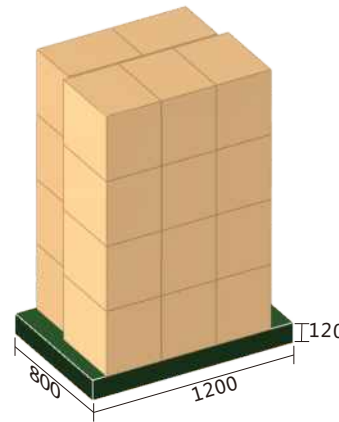
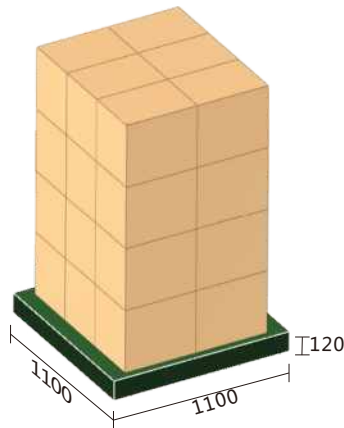
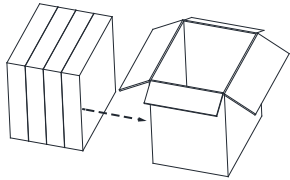
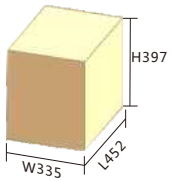
Container	20GP	40GP	40HC
AREA-M carton(pcs)	495	1020	1062
AREA-M product(pcs)	1980	4080	4248

Unit : mm

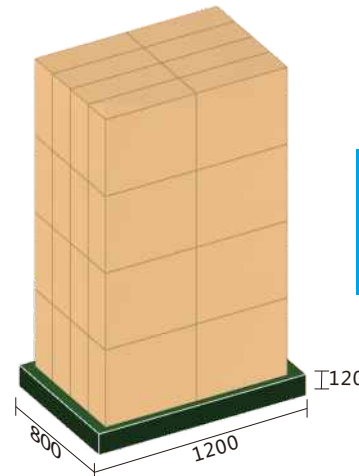
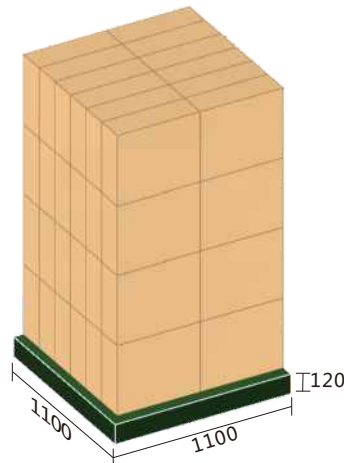
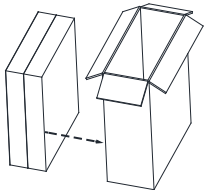
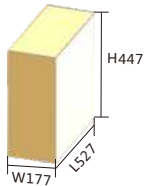


Container Carton/ Product	20GP	40GP	40HC
AREA-L carton(pcs)	715	1465	1653
AREA-L product(pcs)	1430	2930	3306

Unit : mm



AREA-M	Pallets		Container		
			20GP	40GP	40HC
	Pallets(pcs) 1100*1100*120	24(pcs) carton/pallets 96(pcs) product/pallets	10	20	20
Pallets(pcs) 1200*800*120	20(pcs) carton/pallets 80(pcs) product/pallets	11	24	24	



AREA-L	Pallets		Container		
			20GP	40GP	40HC
	Pallets(pcs) 1100*1100*120	48(pcs) carton/pallets 96(pcs) product/pallets	10	20	20
Pallets(pcs) 1200*800*120	32(pcs) carton/pallets 64(pcs) product/pallets	11	24	24	

<http://www.gtlighting.com/>

It's easy to find us
You can contact us in the following ways or leave us a message.
+86-755-2301 9782

GTL Lighting(Shen Zhen)Co.,Ltd.

Address: floor 9, building 1, no. 28 cuijing road, longtian
street, pingshan new district, shenzhen city Website:
www.gtlighting.com