

AREA Light

Suitable for marine climate

Corrosion resistance more than 10 years



Patent protection

AREA350W-600W



AREA Light

Application places

GTL Lighting(Shen Zhen)Co.,Ltd.



Harbour



Dock



Mining area



Square

<http://www.gtlighting.com/>


Corrosion resistant



Energy saving

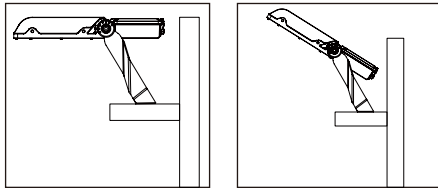


High lighting efficiency



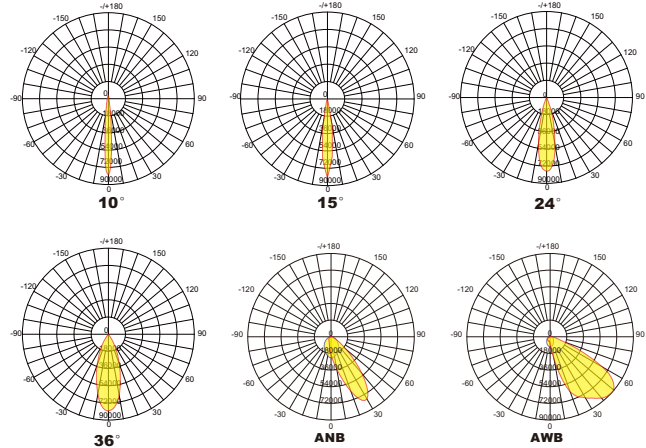
Long service life






Spec

- * 350/500/600W
- * 2700K-6500K
- * 35000-90000lm
- * 100-150lm/W
- * On/Off (0-10V)
- * R70,R80
- * No flicker
- * SDCM<5
- * 45°C L70>100000Hours(LED)
- * IP66, IK08
- * Bracket Mount
- * ETL,CE, CB, C-TICK,ROHS
- * 5years warranty




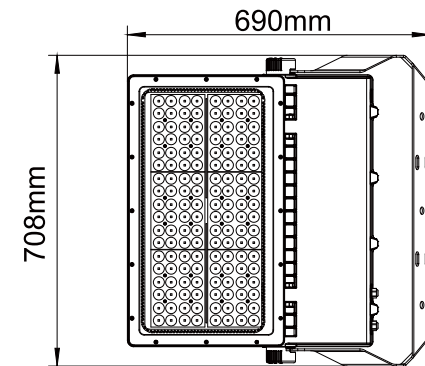
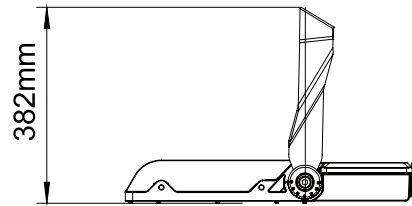
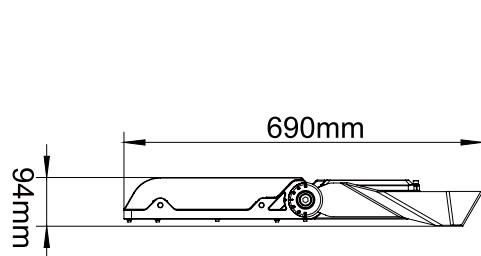
- Various optical designs to fit different applications.
- Anti-glare from light source to overall lamp specially for sports area.
- Meets 3G vibration standards and vibration frequency of 100,000 times.
- Special pcb design, temperature monitoring and hollow out design ensure high and efficient heat dissipation.
- High salt spray resistance and anti-ultraviolet procession meet the needs of special places such as seaside, dock, iron tower, stadium and high pole.

Power	350W	500W	600W
Size (mm)	690*708*94		
Lumen(Lm)	35000-52500Lm ±10%	50000-75000Lm ±10%	60000-90000Lm ±10%
EFF(lm/W)	100-150lm/W		
Beam Angle	10° , 15° , 24° , 36° , ANB , AWB		



GTL Lighting(Shen Zhen)Co.,Ltd.

AREA350W-600W




Product Code		AREA 350W	AREA 500W	AREA 600W
Power		350W	500W	600W
Input Voltage		90-305VAC/200-480VAC		
Input Current		1.59A@220VAC	2.27A@220VAC	2.73A@220VAC
PF		>0.90@220VAC		
Dimming (Optional)		3 in 1 dimming (PWM, 0-10V, Resistor)、Dali		
CCT		2700K-6500K		
R80 R70	Luminous Flux	35000-52500Lm±10%	50000-75000Lm±10%	60000-90000 Lm±10%
	Efficiency	100-150Lm/W±10%		
LED Brand		Nichia , Cree		
Light type		10° , 15° , 24° , 36° ,AWB , ANB		
Operation Temp.		-40°C ~ +55°C		
Storage Temp.		-40°C ~ +85°C		
Life Span		45°C L70>100000Hours(LED)		
IP Class		IP66		
IK Class		IK08		
Certificate		ETL,CE, CB, C-TICK,ROHS		
Lamp Body Color		Black (RAL9005)		
Product Size (mm)		690*708*94		
Net weight (kg) ±3		22.1	23	23.5
Packing Size (mm)		800*800*150		
Gross weight (kg) ±3		24.7	25.6	26.1
Installation mode		Bracket Mount		




10° 15° 24° 36° AWB ANB
various optical designs to fit
different applications

High salt spray resistance and
anti-ultraviolet procession meet
the needs of special places such
as seaside, dock, iron tower,
stadium and high pole.



Die-casting housing
IP66,IK08
168hrs Salt test
45°C L70>100000Hours(LED)

High lumen output
No flickering



Special pcb design, temperature
monitoring and hollow out design
ensure high and efficient heat
dissipation.

SUS316 Stainless steel mounting bracket

Gear shaft 10° as first gear

Configuration

product name	Product category	Power	CRI	CCT	Distribution	Control	SPD
AREA	AREA Light	350W	>70	2700K	10°、15°	PWM 0-10V Resistor Dali	YES
		500W	>80	...	24°、36°		
		600W	>90	6500K	AWB、ANB		

GTL Lighting(Shen Zhen)Co.,Ltd.



Product name

Power 500W

Brand (Nichia)
CCT 5000K
CRI 70

Inventronics power supply
EUD series
Three in one dimming

PC lens
15 degrees

With accessories
No microwave sensor
Black

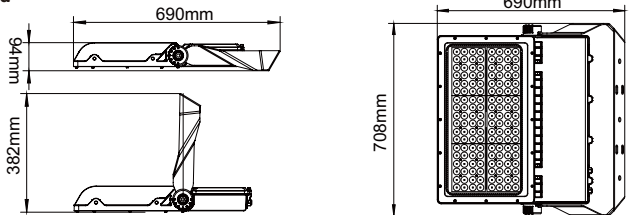
<http://www.gtlighting.com/>

AREA Light

Installation Guide

GTL Lighting(Shen Zhen)Co.,Ltd.

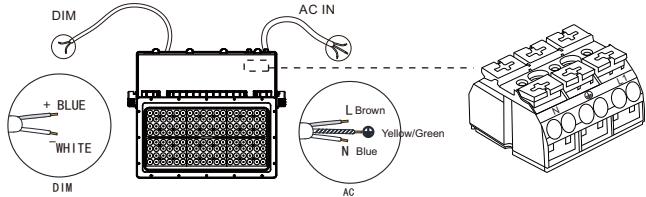
Standard



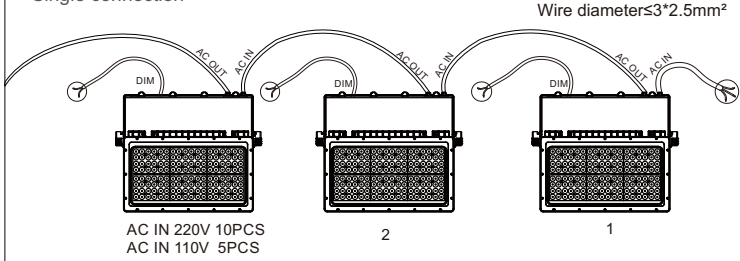
Model	product L*W*H (mm)	carton L*W*H (mm)	NW(kg)±0.3	GW(kg)±0.3
AREA350	690*708*94	800*800*150	22.1	24.7
AREA500			23	25.6
AREA600			23.5	26.1

Wiring diagram

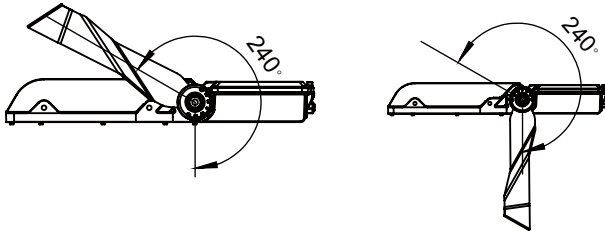
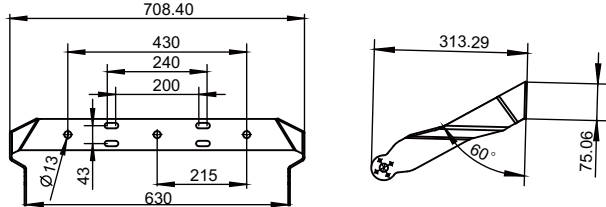

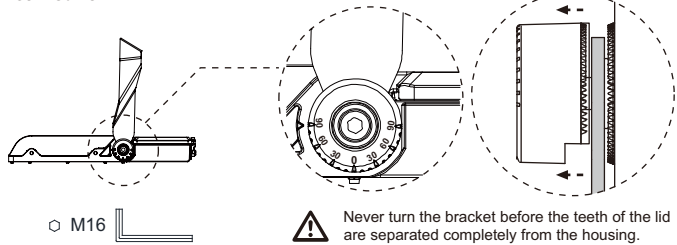
Multiple connection



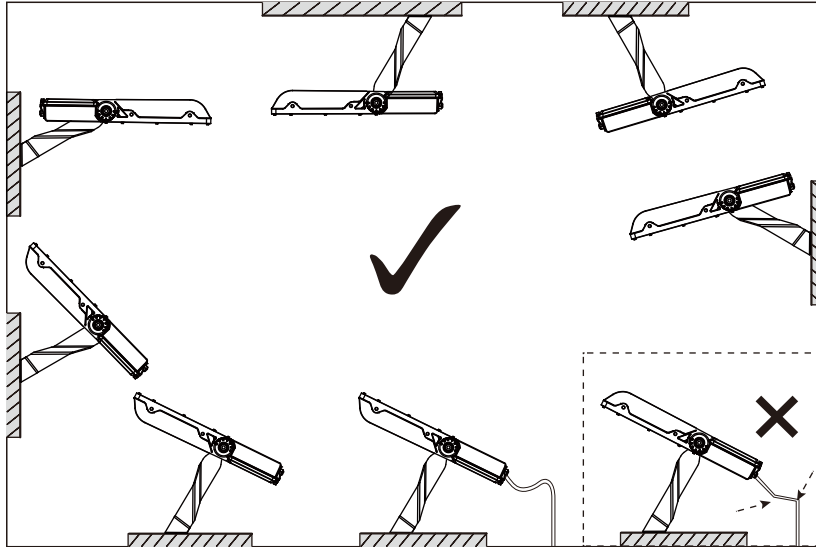
Single connection



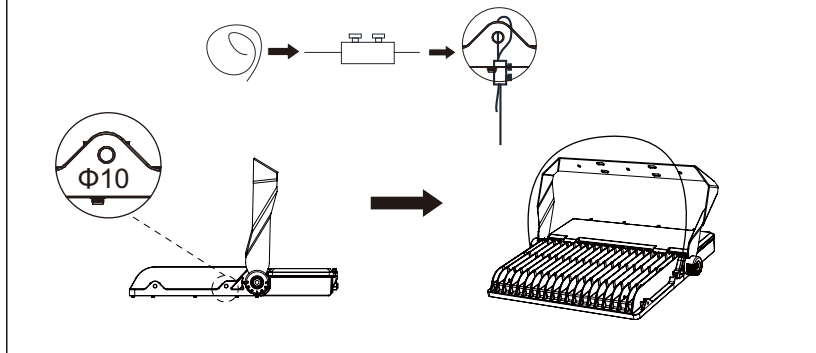
Bracket Mount



<http://www.gtlighting.com/>

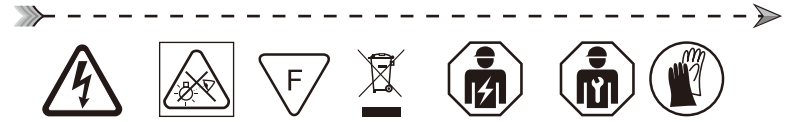


Under shock or harsh conditions, the light must be equipped with safety ropes.



– Read through this manual before installation.

- Handle the product with care.
- The product must be grounded.
- This product must be installed and maintained by certified electrician.
- Consult with the manufacturer before maintenance.
- Turn OFF the power before installation and maintenance.
- Make sure the products are securely installed.
- The housing might become hot after operation.
- Primary use: high-bay luminaires for commercial and industrial buildings.
- Make sure the construction is strong enough to support the products.
- The product will automatically shut down once the temperature goes too high; and will automatically turn on once it cools down.
- The external flexible cable or cord of this luminaire cannot be replaced; if the cord is damaged, the luminaire shall be destroyed.



It's always a good choice

It's easy to find us
You can contact us in the following ways or leave us a message.
+86-755-2301 9782

GTL Lighting(Shen Zhen)Co.,Ltd.

Address: Building 1, no. 28 cuijing road,longtian street,
pingshan new district, shenzhen city

Website: www.gtlighting.com